

Synonym

SIGLEC10,MGC126774,PRO940,Siglec10,SLG2

Source

Biotinylated Human Siglec-10, Fc,Avitag(SI0-H82F6) is expressed from human 293 cells (HEK293). It contains AA Met 17 - Thr 546 (Accession # [Q96LC7-1](#)). Predicted N-terminus: Met 17

Molecular Characterization

Siglec-10(Met 17 - Thr 546) Q96LC7-1	Fc(Pro 100 - Lys 330) P01857	Avi
---	---------------------------------	-----

This protein carries a human IgG1 Fc tag at the C-terminus, followed by an Avi tag (Avitag™).

The protein has a calculated MW of 86.4 kDa. The protein migrates as 100-120 kDa under reducing (R) condition (SDS-PAGE) due to glycosylation.

Labeling

*Biotinylation of this product is performed using Avitag™ technology. Briefly, the single lysine residue in the Avitag is enzymatically labeled with biotin.*

Protein Ratio

Passed as determined by the HABA assay / binding ELISA.

Purity

>95% as determined by SDS-PAGE.

>90% as determined by SEC-MALS.

Formulation

Lyophilized from 0.22 µm filtered solution in PBS, pH7.4 with trehalose as protectant.

Contact us for customized product form or formulation.

Reconstitution

Please see Certificate of Analysis for specific instructions.

*For best performance, we strongly recommend you to follow the reconstitution protocol provided in the CoA.*

Storage


For long term storage, the product should be stored at lyophilized state at -20°C or lower.

*Please avoid repeated freeze-thaw cycles.*

This product is stable after storage at:

- 20°C to -70°C for 12 months in lyophilized state;
- 70°C for 3 months under sterile conditions after reconstitution.

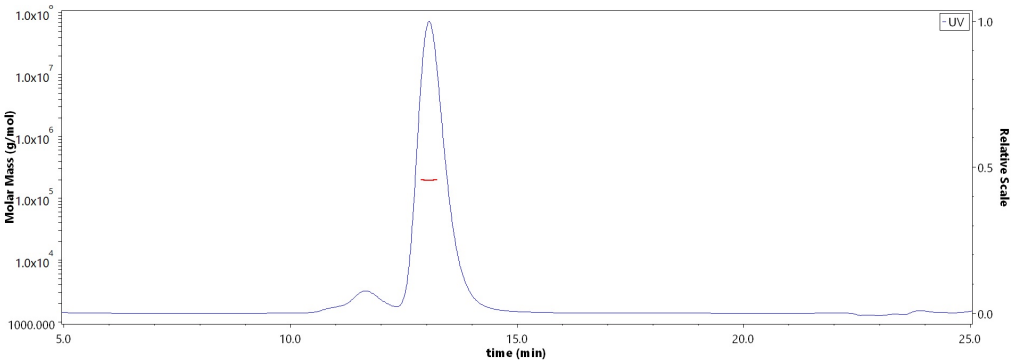
SDS-PAGE



Biotinylated Human Siglec-10, Fc,Avitag on SDS-PAGE under reducing (R) condition. The gel was stained with Coomassie Blue. The purity of the protein is greater than 95%.

Bioactivity-ELISA

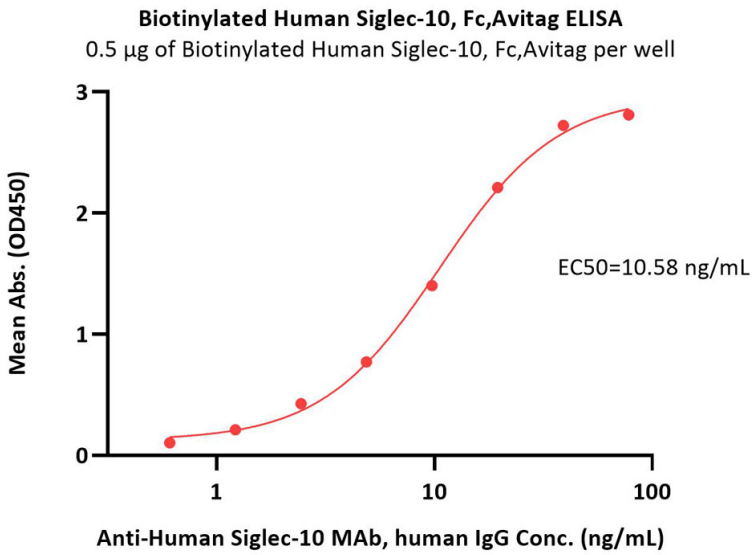
SEC-MALS



The purity of Biotinylated Human Siglec-10, Fc,Avitag (Cat. No. SI0-H82F6) is more than 90% and the molecular weight of this protein is around 176-216 kDa verified by SEC-MALS.

[Report](#)





Immobilized Biotinylated Human Siglec-10, Fc,Avitag (Cat. No. SI0-H82F6) at 5 µg/mL (100 µL/well) on Streptavidin (Cat. No. STN-N5116) precoated (0.5 µg/well) plate, can bind Anti-Human Siglec-10 MAb, human IgG with a linear range of 0.6-20 ng/mL (QC tested).

Background

The siglecs (sialic acid-binding Ig-like lectins) are a distinct subset of the Ig superfamily with adhesion-molecule-like structure. We describe here a novel member of the siglec protein family that shares a similar structure including five Ig-like domains, a transmembrane domain, and a cytoplasmic tail containing two ITIM-signaling motifs. Siglec-10 was identified through database mining of an asthmatic eosinophil EST library. The Siglec-10-VAP-1 interaction seems to mediate lymphocyte adhesion to endothelium and has the potential to modify the inflammatory microenvironment via the enzymatic end products.

