

Cynomolgus Nectin-4 Protein, His Tag (MALS verified)

Catalog # NE4-C52H4



Synonym

NECTIN4, LNIR, PRR4, PVRL4

Source

Cynomolgus Nectin-4, His Tag(NE4-C52H4) is expressed from human 293 cells (HEK293). It contains AA Gly 32 - Ser 349 (Accession # [XP\\_005541277.1](#)).  
Predicted N-terminus: Gly 32

Molecular Characterization

Nectin-4(Gly 32 - Ser 349)  
XP\_005541277.1

Poly-his

This protein carries a polyhistidine tag at the C-terminus.  
The protein has a calculated MW of 36.0 kDa. The protein migrates as 40-45 kDa under reducing (R) condition (SDS-PAGE) due to glycosylation.

Endotoxin

Less than 1.0 EU per µg by the LAL method / rFC method.

Purity

>95% as determined by SDS-PAGE.

Formulation

Lyophilized from 0.22 µm filtered solution in PBS, pH7.4 with trehalose as protectant.

Contact us for customized product form or formulation.

Reconstitution

Please see Certificate of Analysis for specific instructions.

*For best performance, we strongly recommend you to follow the reconstitution protocol provided in the CoA.*

Storage

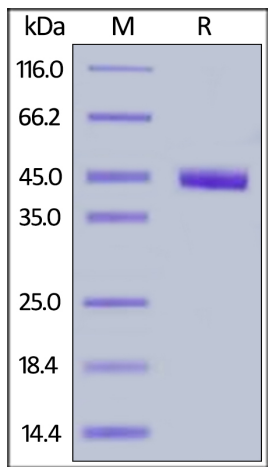
For long term storage, the product should be stored at lyophilized state at -20°C or lower.

*Please avoid repeated freeze-thaw cycles.*

This product is stable after storage at:

- 20°C to -70°C for 12 months in lyophilized state;
- 70°C for 3 months under sterile conditions after reconstitution.

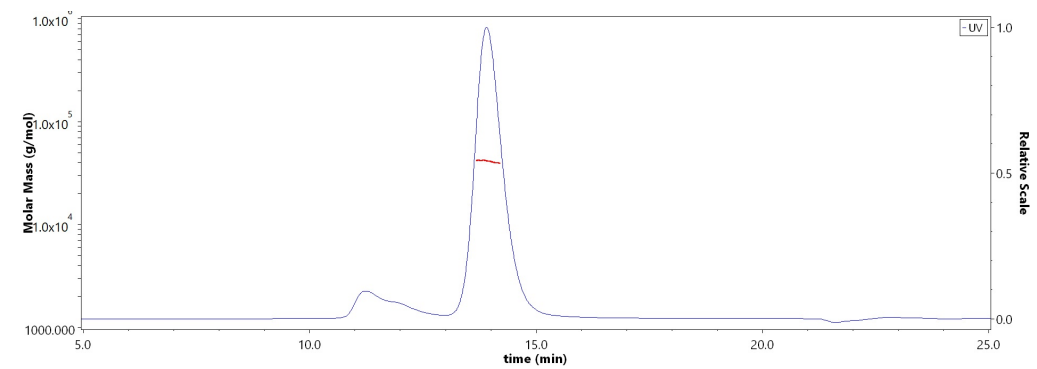
SDS-PAGE



Cynomolgus Nectin-4, His Tag on SDS-PAGE under reducing (R) condition. The gel was stained with Coomassie Blue. The purity of the protein is greater than 95%.

Bioactivity-ELISA

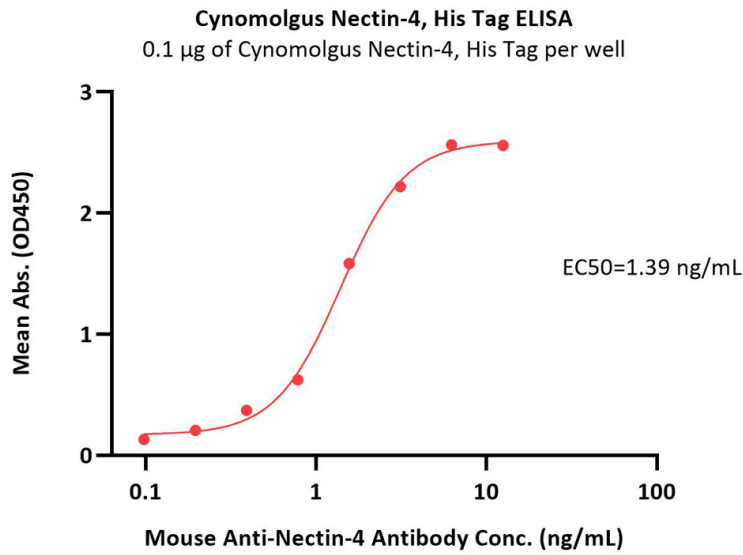
SEC-MALS



The purity of Cynomolgus Nectin-4, His Tag (Cat. No. NE4-C52H4) is more than 85% and the molecular weight of this protein is around 35-55 kDa verified by SEC-MALS.

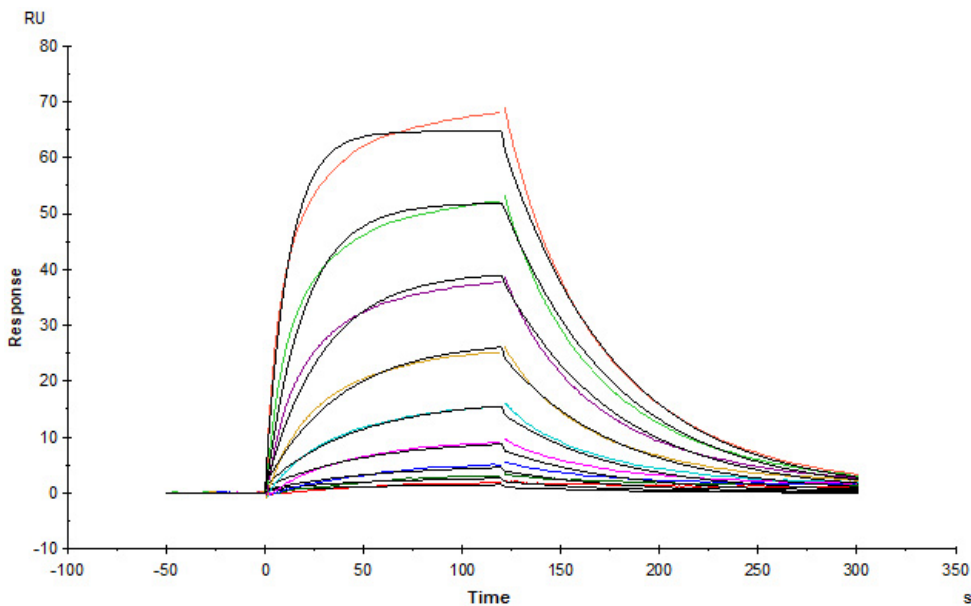
[Report](#)





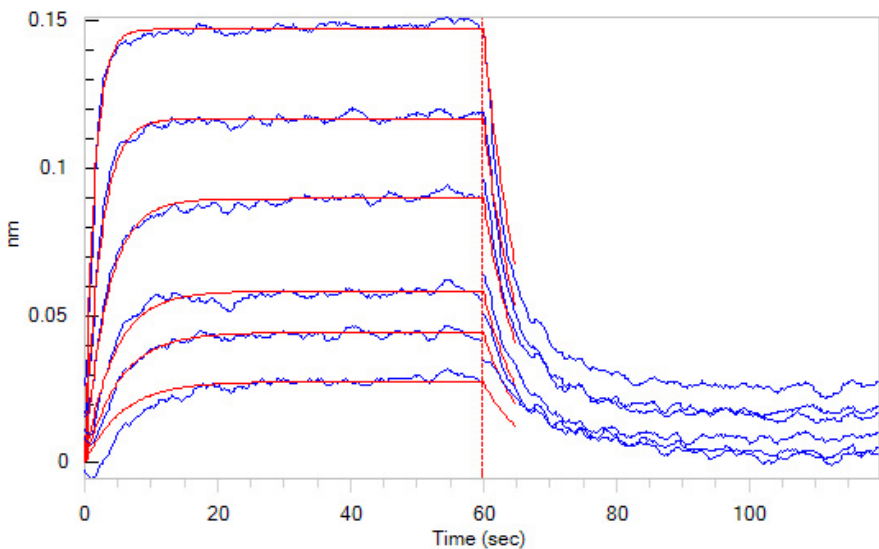
Immobilized Cynomolgus Nectin-4, His Tag (Cat. No. NE4-C52H4) at 1 µg/mL (100 µL/well) can bind Mouse Anti-Nectin-4 Antibody with a linear range of 0.1-2 ng/mL (QC tested).

Bioactivity-SPR



Mouse Anti-Nectin-4 Antibody (Mouse IgG1) captured on CM5 chip via anti-mouse antibodies surface can bind Cynomolgus Nectin-4, His Tag (Cat. No. NE4-C52H4) with an affinity constant of 824 nM as determined in a SPR assay (Biacore T200) (Routinely tested).

Bioactivity-BLI



Discounts, Gifts,  
and more!



Cynomolgus Nectin-4 Protein, His Tag (MALS verified)

Catalog # NE4-C52H4



Loaded Cynomolgus Nectin-4, His Tag (Cat. No. NE4-C52H4) on HIS1K Biosensor, can bind Human Nectin-1, Fc Tag (Cat. No. PV1-H5253) with an affinity constant of 0.23  $\mu$ M as determined in BLI assay (ForteBio Octet Red96e) (Routinely tested).

Background

Nectin-4 (gene name PVRL4, poliovirus receptor-like 4) is a 66 kDa type I transmembrane glycoprotein belonging to the Nectin family of Ig superfamily proteins. Nectins are cell adhesion molecules that play a key role in various biological processes such as polarity, proliferation, differentiation and migration, for epithelial, endothelial, immune and neuronal cells, during development and adult life. Nectin-4 is a tumor-associated antigen in 50%, 49% and 86% of breast, ovarian and lung carcinomas, respectively, mostly on tumors of bad prognosis. Its expression is not detected in the corresponding normal tissues.

Discounts, Gifts,  
and more!

