

Mouse MMP-9 (20-471) Protein, His Tag (active enzyme, MALS verified)

Catalog # MM9-M52H1



Synonym

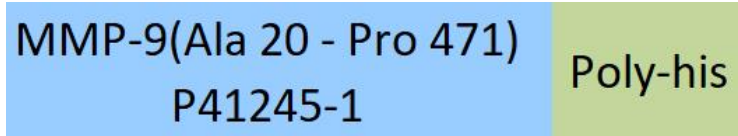
MMP9,CLG4B,GELB,MANDP2,Gelatinase B

Source

Mouse MMP-9 (20-471), His Tag (MM9-M52H1) is expressed from human 293 cells (HEK293). It contains AA Ala 20 - Pro 471 (Accession # [P41245-1](#)). It needs to be activated by agents such as APMA in vitro to have hydrolytic activity.

Predicted N-terminus: Ala 20

Molecular Characterization



This protein carries a polyhistidine tag at the C-terminus.

The protein has a calculated MW of 52.0 kDa. The protein migrates as 60-66 kDa under reducing (R) condition (SDS-PAGE) due to glycosylation.

Endotoxin

Less than 1.0 EU per µg by the LAL method / rFC method.

Purity

>95% as determined by SDS-PAGE.

>90% as determined by SEC-MALS.

Formulation

Supplied as 0.2 µm filtered solution in 25 mM Tris,150 mM NaCl,pH7.5,50% Glycerol with trehalose as protectant.

Contact us for customized product form or formulation.

Shipping

This product is supplied and shipped with dry ice, please inquire the shipping cost.

Storage

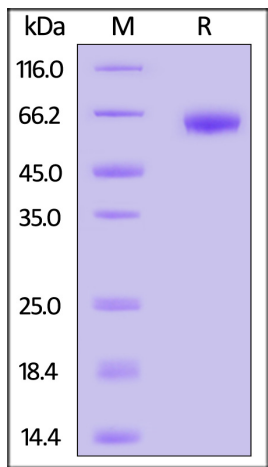
For long term storage, the product should be stored at lyophilized state at -20°C or lower.

Please avoid repeated freeze-thaw cycles.

This product is stable after storage at:

- 20°C to -70°C for 12 months in lyophilized state;
- 70°C for 3 months under sterile conditions after reconstitution.

SDS-PAGE

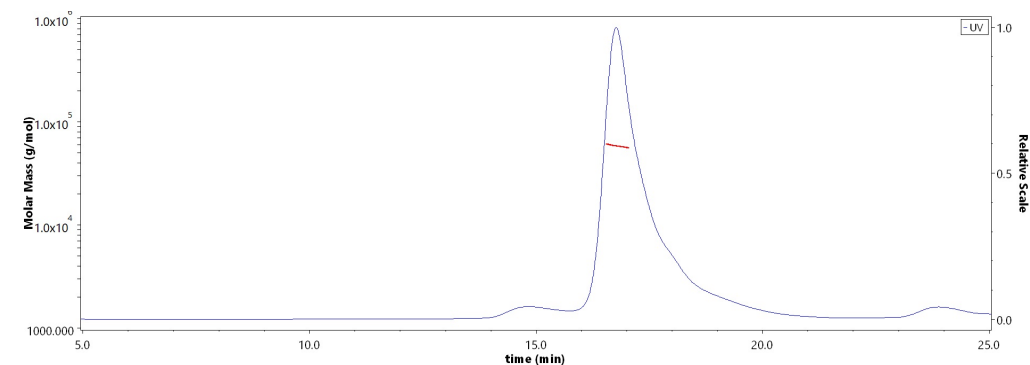


Mouse MMP-9 (20-471), His Tag on SDS-PAGE under reducing (R) condition. The gel was stained with Coomassie Blue. The purity of the protein is greater than 95%.

Bioactivity

Measured by its ability to cleave the fluorogenic peptide substrate, Mca-PLGL-Dpa-AR-NH2. The specific activity is >1,500 pmol/min/µg (QC tested).

SEC-MALS



The purity of Mouse MMP-9 (20-471), His Tag (Cat. No. MM9-M52H1) is more than 90% and the molecular weight of this protein is around 53-73 kDa verified by SEC-MALS.

[Report](#)

Discounts, Gifts,
and more!



Background

Matrix metalloproteinase 9 (MMP-9) is also known as 92 kDa type IV collagenase, 92 kDa gelatinase or gelatinase B (GELB), CLG4B, is secreted from neutrophils, macrophages, and a number of transformed cells, and is the most complex family member in terms of domain structure and regulation of its activity. . Structurally, MMP9 maybe be divided into five distinct domains: a prodomain which is cleaved upon activation, a gelatinbinding domain consisting of three contiguous fibronectin type II units, a catalytic domain containing the zinc binding site, a prolinerich linker region, and a carboxyl terminal hemopexinlike domain. This enzyme degrades various substrates including gelatin, collagen types IV and V, and elastin. MMP9 is involved in a variety of autoimmune diseases such as systemic lupus erythematosus, rheumatoid arthritis, and multiple sclerosis, and be regarded as a potential therapeutic target.

Discounts, Gifts,
and more!

