

Synonym

AITR,GITR,TNFRSF18,CD357

Source

Human GITR, His Tag(GIR-H5228) is expressed from human 293 cells (HEK293). It contains AA Gln 26 - Glu 161 (Accession # [Q9Y5U5-1](#)).

Predicted N-terminus: Gln 26

Molecular Characterization

GITR(Gln 26 - Glu 161)
Q9Y5U5-1

Poly-his

This protein carries a polyhistidine tag at the C-terminus.

The protein has a calculated MW of 16.4 kDa. The protein migrates as 20-25 kDa when calibrated against [Star Ribbon Pre-stained Protein Marker](#) under reducing (R) condition (SDS-PAGE) due to glycosylation.

Endotoxin

Less than 1.0 EU per µg by the LAL method / rFC method.

Purity

>92% as determined by SDS-PAGE.

>90% as determined by SEC-MALS.

Formulation

Lyophilized from 0.22 µm filtered solution in PBS, pH7.4 with trehalose as protectant.

Contact us for customized product form or formulation.

Reconstitution

Please see Certificate of Analysis for specific instructions.

For best performance, we strongly recommend you to follow the reconstitution protocol provided in the CoA.

Storage

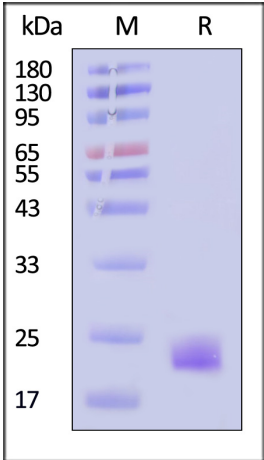
For long term storage, the product should be stored at lyophilized state at -20°C or lower.

Please avoid repeated freeze-thaw cycles.

This product is stable after storage at:

- 20°C to -70°C for 12 months in lyophilized state;
- 70°C for 3 months under sterile conditions after reconstitution.

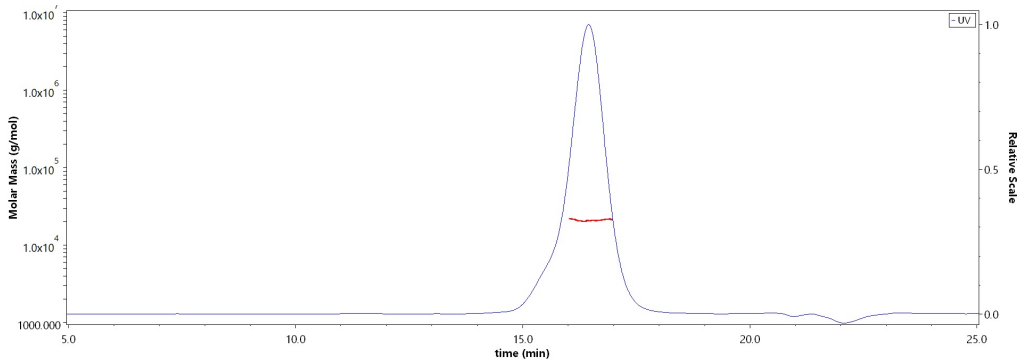
SDS-PAGE



Human GITR, His Tag on SDS-PAGE under reducing (R) condition. The gel was stained with Coomassie Blue. The purity of the protein is greater than 92% (With [Star Ribbon Pre-stained Protein Marker](#)).

Bioactivity-ELISA

SEC-MALS

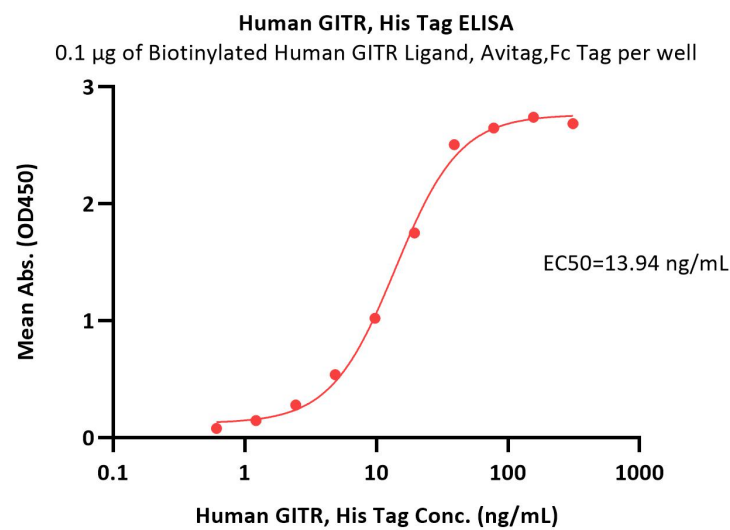


The purity of Human GITR, His Tag (Cat. No. GIR-H5228) is more than 90% and the molecular weight of this protein is around 18-25 kDa verified by SEC-MALS.

[Report](#)

Discounts, Gifts,
and more!





Immobilized Biotinylated Human GITR Ligand, Avitag,Fc Tag (Cat. No. GIL-H82F8) at 1 µg/mL (100 µL/well) on streptavidin (Cat. No. STN-N5116) precoated (0.5 µg/well) plate can bind Human GITR, His Tag (Cat. No. GIR-H5228) with a linear range of 0.6-39 ng/mL (QC tested).

Background

Glucocorticoid-induced TNFR-related protein (GITR) is also known as Tumor necrosis factor receptor superfamily member 18 (TNFRSF18), activation-inducible TNFR family receptor (AITR), CD antigen CD357, which is a member of the tumor necrosis factor receptor (TNF-R) superfamily. GITR is receptor for TNFSF18, which seems to be involved in interactions between activated T-lymphocytes and endothelial cells and in the regulation of T-cell receptor-mediated cell death. GITR also mediated NF-kappa-B activation via the TRAF2/NIK pathway.

