

Synonym

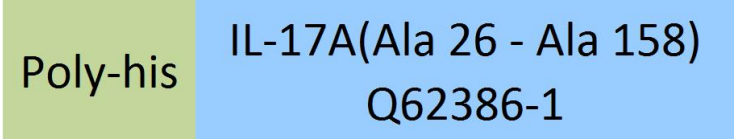
IL-17A,Interleukin-17A,CTLA-8,IL-17

Source

Mouse IL-17A, His Tag(CT8-M5240) is expressed from human 293 cells (HEK293). It contains AA Ala 26 - Ala 158 (Accession # [Q62386-1](#)).

Predicted N-terminus: His

Molecular Characterization



This protein carries a polyhistidine tag at the N-terminus.

The protein has a calculated MW of 15.8 kDa. The protein migrates as 18 kDa, 20-23 kDa, 26 kDa when calibrated against [Star Ribbon Pre-stained Protein Marker](#) under reducing (R) condition (SDS-PAGE) due to glycosylation.

Endotoxin

Less than 1.0 EU per µg by the LAL method / rFC method.

Purity

>90% as determined by SDS-PAGE.

Formulation

Lyophilized from 0.22 µm filtered solution in PBS, pH7.4 with trehalose as protectant.

Contact us for customized product form or formulation.

Reconstitution

Please see Certificate of Analysis for specific instructions.

For best performance, we strongly recommend you to follow the reconstitution protocol provided in the CoA.

Storage

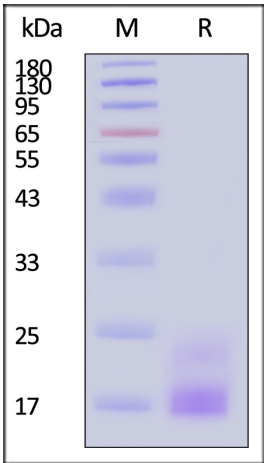
For long term storage, the product should be stored at lyophilized state at -20°C or lower.

Please avoid repeated freeze-thaw cycles.

This product is stable after storage at:

- -20°C to -70°C for 12 months in lyophilized state;
- -70°C for 3 months under sterile conditions after reconstitution.

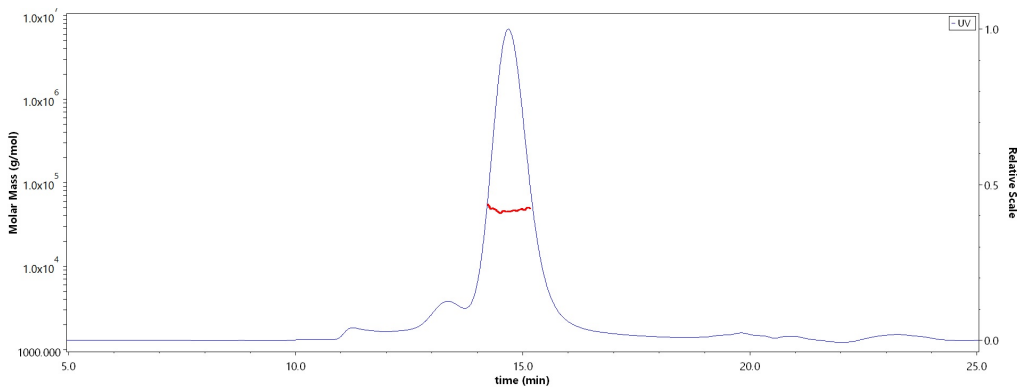
SDS-PAGE



Mouse IL-17A, His Tag on SDS-PAGE under reducing (R) condition. The gel was stained with Coomassie Blue. The purity of the protein is greater than 90% (With [Star Ribbon Pre-stained Protein Marker](#)).

Bioactivity-ELISA

SEC-MALS

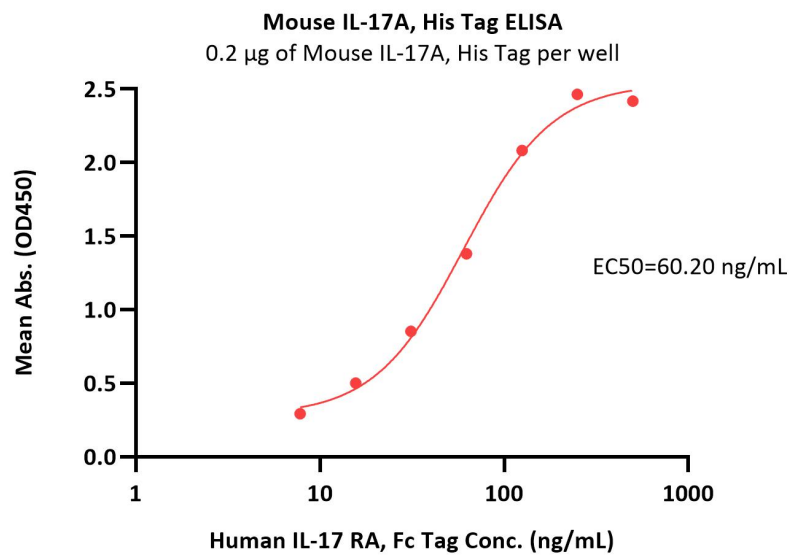


The purity of Mouse IL-17A, His Tag (Cat. No. CT8-M5240) is more than 85% and the molecular weight of this protein is around 35-50 kDa verified by SEC-MALS.

[Report](#)

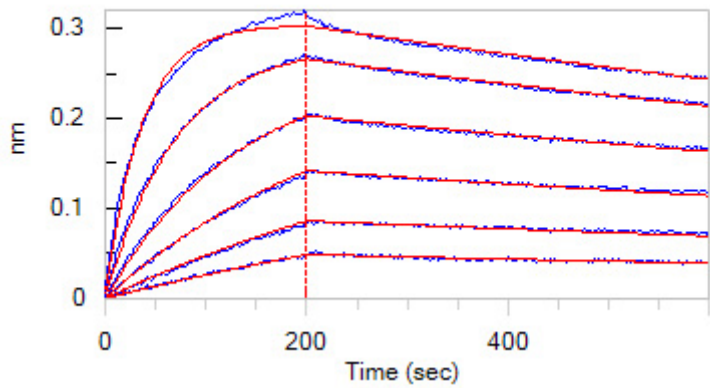
Discounts, Gifts,
and more!





Immobilized Mouse IL-17A, His Tag (Cat. No. CT8-M5240) at 2 µg/mL (100 µL/well) can bind Human IL-17 RA, Fc Tag with a linear range of 4-125 ng/mL (QC tested).

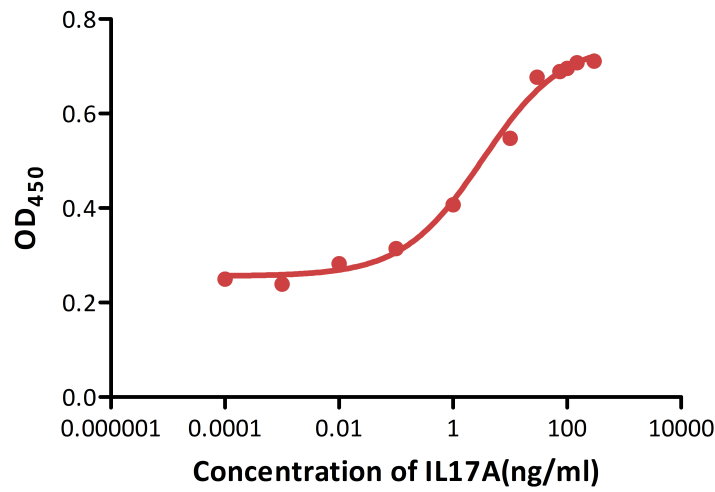
Bioactivity-BLI



Loaded Human IL-17 RA, Fc Tag on Protein A Biosensor, can bind Mouse IL-17A, His Tag (Cat. No. CT8-M5240) with an affinity constant of 20.1 nM as determined in BLI assay (ForteBio Octet Red96e) (Routinely tested).

Bioactivity-CELL BASE

IL-17A stimulates production of IL-6 in NIH-3T3 cells



Mouse IL-17A, His Tag (Cat. No. CT8-M5240) stimulates secretion of IL-6 by NIH-3T3 cells. The ED50 for this effect is 2.132-5.005 ng/mL.





Background

Interleukin-17A (IL17A) is also known as cytotoxic T-lymphocyte-associated antigen 8 (CTLA8), which is a proinflammatory cytokine produced by activated T cells. IL17A can regulate the activities of NF-kappaB and mitogen-activated protein kinases. Also, IL17A can stimulate the expression of IL6 and cyclooxygenase-2 (PTGS2/COX-2), as well as enhance the production of nitric oxide (NO). Furthermore, IL17A has been found both in glycosylated and nonglycosylated forms. High levels of IL-17 are associated with several chronic inflammatory diseases including rheumatoid arthritis, psoriasis and multiple sclerosis.

