

Synonym

BAFFR,TNFRSF13C,BROMIX,CD268,CVID4,prolixin,BAFF-R

Source

Mouse BAFFR, His Tag(BAR-M52H8) is expressed from human 293 cells (HEK293). It contains AA Ser 10 - Ala 71 (Accession # [Q3SXS6-1](#)).

Molecular Characterization

BAFFR(Ser 10 - Ala 71)
Q3SXS6-1

Poly-his

This protein carries a polyhistidine tag at the C-terminus.

The protein has a calculated MW of 8.7 kDa. The protein migrates as 15-20 kDa under reducing (R) condition (SDS-PAGE) due to glycosylation.

Endotoxin

Less than 1.0 EU per µg by the LAL method / rFC method.

Purity

>90% as determined by SDS-PAGE.

>90% as determined by SEC-MALS.

Formulation

Lyophilized from 0.22 µm filtered solution in PBS, pH7.4 with trehalose as protectant.

Contact us for customized product form or formulation.

Reconstitution

Please see Certificate of Analysis for specific instructions.

For best performance, we strongly recommend you to follow the reconstitution protocol provided in the CoA.

Storage

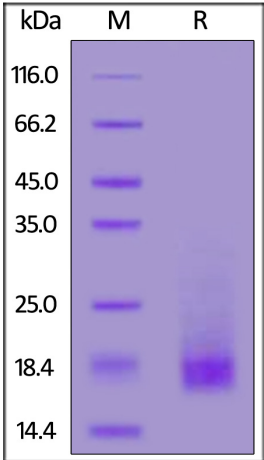
For long term storage, the product should be stored at lyophilized state at -20°C or lower.

Please avoid repeated freeze-thaw cycles.

This product is stable after storage at:

- 20°C to -70°C for 12 months in lyophilized state;
- 70°C for 3 months under sterile conditions after reconstitution.

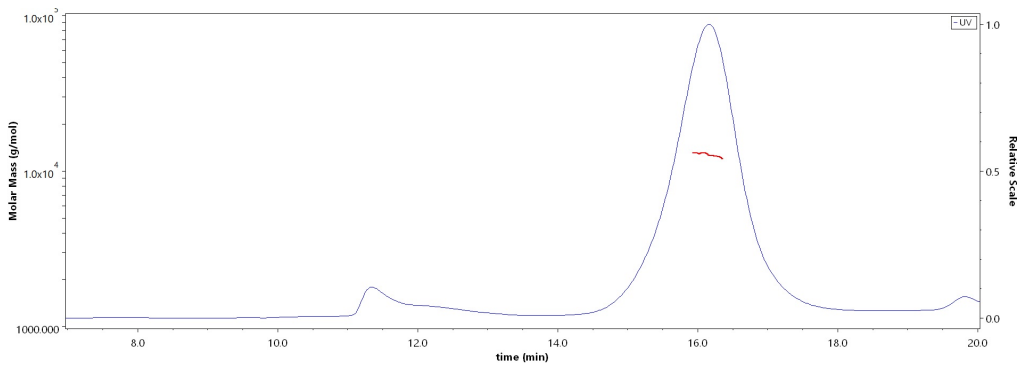
SDS-PAGE



Mouse BAFFR, His Tag on SDS-PAGE under reducing (R) condition. The gel was stained with Coomassie Blue. The purity of the protein is greater than 90%.

Bioactivity-ELISA

SEC-MALS



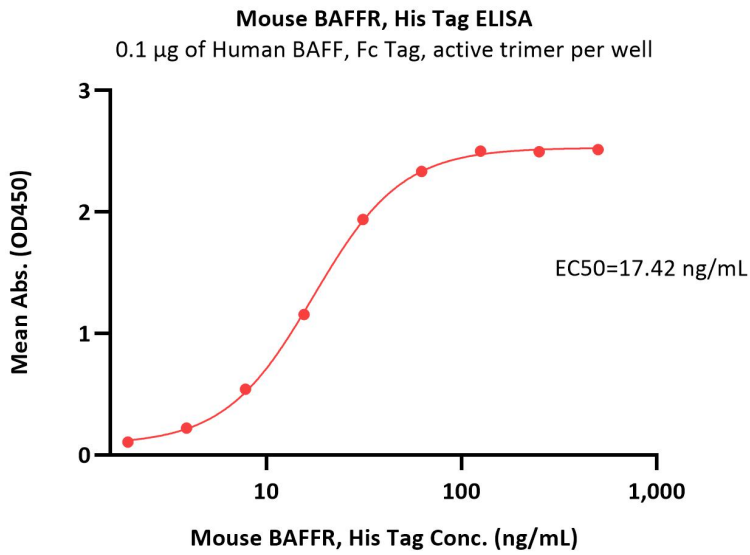
The purity of Mouse BAFFR, His Tag (Cat. No. BAR-M52H8) is more than 90% and the molecular weight of this protein is around 9-18 kDa verified by SEC-MALS.

[Report](#)



Mouse BAFFR / TNFRSF13C Protein, His Tag (MALS verified)

Catalog # BAR-M52H8



Immobilized Human BAFF, Fc Tag, active trimer (Cat. No. BAF-H5261) at 1 µg/mL (100 µL/well) can bind Mouse BAFFR, His Tag (Cat. No. BAR-M52H8) with a linear range of 2-63 ng/mL (QC tested).

Background

BAFF receptor (B-cell activating factor receptor, BAFF-R), also known as tumor necrosis factor receptor superfamily member 13C (TNFRSF13C), is a membrane protein of the TNF receptor superfamily which recognizes BAFF. B-cell activating factor (BAFF) enhances B-cell survival in vitro and is a regulator of the peripheral B-cell population. Overexpression of BAFF in mice results in mature B-cell hyperplasia and symptoms of systemic lupus erythematosus (SLE). Also, some SLE patients have increased levels of BAFF in serum. Therefore, it has been proposed that abnormally high levels of BAFF may contribute to the pathogenesis of autoimmune diseases by enhancing the survival of autoreactive B cells.

